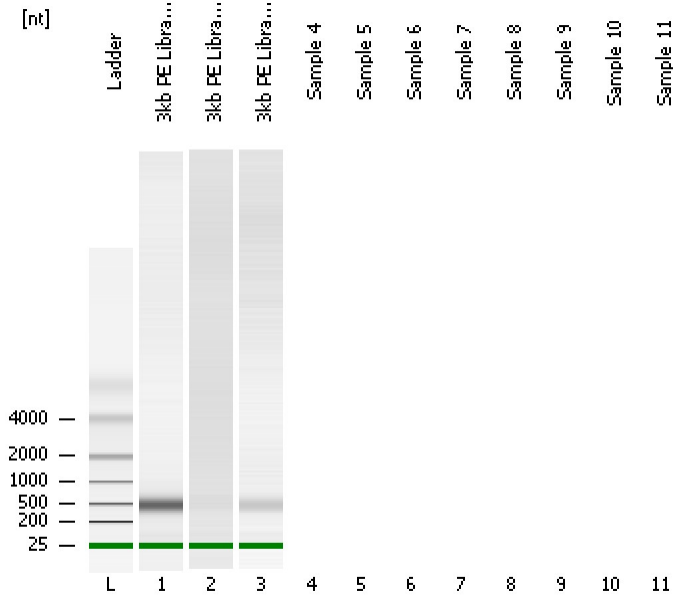


Assay Class: mRNA Pico
Data Path: C:\...30\2100 expert_mRNA Pico_DE72905008_2011-03-30_14-09-35.xad

Created: 3/30/2011 2:09:35 PM
Modified: 3/30/2011 3:02:43 PM

Electrophoresis File Run Summary



Instrument Information:

Instrument Name: DE72905008 Firmware: C.01.069
Serial#: DE72905008 Type: G2938C

Assay Information:

Assay Origin Path: C:\Program Files\Agilent\2100 bioanalyzer\2100 expert\assays\RNA\mRNA Pico Series II.xsy

Assay Class: mRNA Pico
Version: 2.5
Assay Comments: mRNA Analysis pg sensitivity

© Copyright 2003 - 2009 Agilent Technologies, Inc.

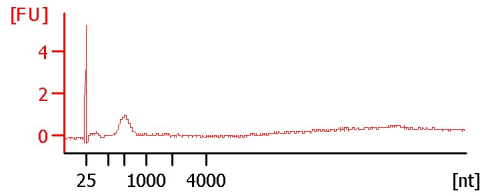
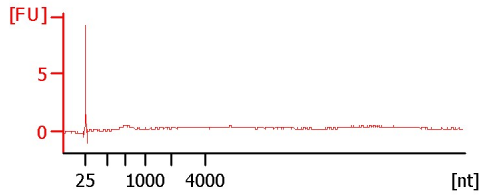
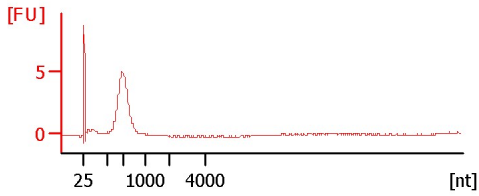
Chip Information:

Chip Lot #:
Reagent Kit Lot #:
Chip Comments:

3kb PE Library B. elkani 587

3kb PE Library B. emersonii

3kb PE Library BR3459a



Assay Class: mRNA Pico
Data Path: C:\...30\2100 expert_mRNA Pico_DE72905008_2011-03-30_14-09-35.xad

Created: 3/30/2011 2:09:35 PM
Modified: 3/30/2011 3:02:43 PM

Electrophoresis File Run Summary (Chip Summary)

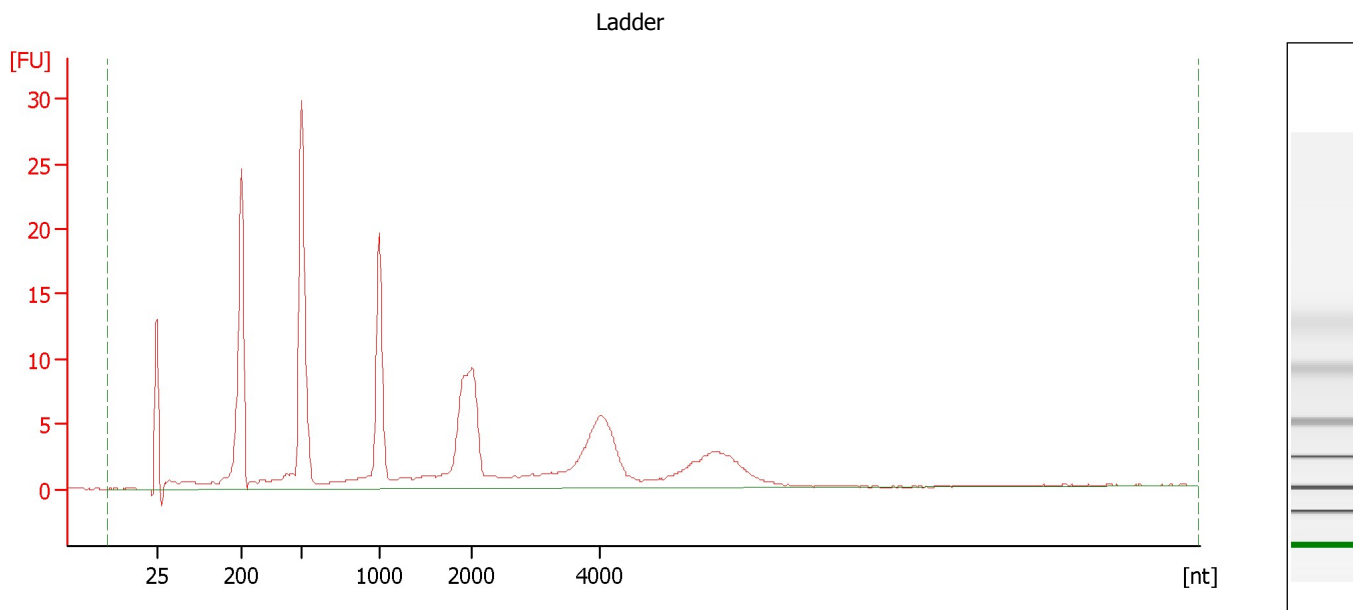
Sample Name	Sample Comment	Status	Result Label	Result Color
3kb PE Library B. elkani 587		✓		
3kb PE Library B. emersonii		✓		
3kb PE Library BR3459a		✓		
Sample 4				
Sample 5				
Sample 6				
Sample 7				
Sample 8				
Sample 9				
Sample 10				
Sample 11				

Chip Lot #**Reagent Kit Lot #****Chip Comments :**

Assay Class: mRNA Pico
Data Path: C:\...30\2100 expert_mRNA Pico_DE72905008_2011-03-30_14-09-35.xad

Created: 3/30/2011 2:09:35 PM
Modified: 3/30/2011 3:02:43 PM

Electropherogram Summary



Overall Results for Ladder

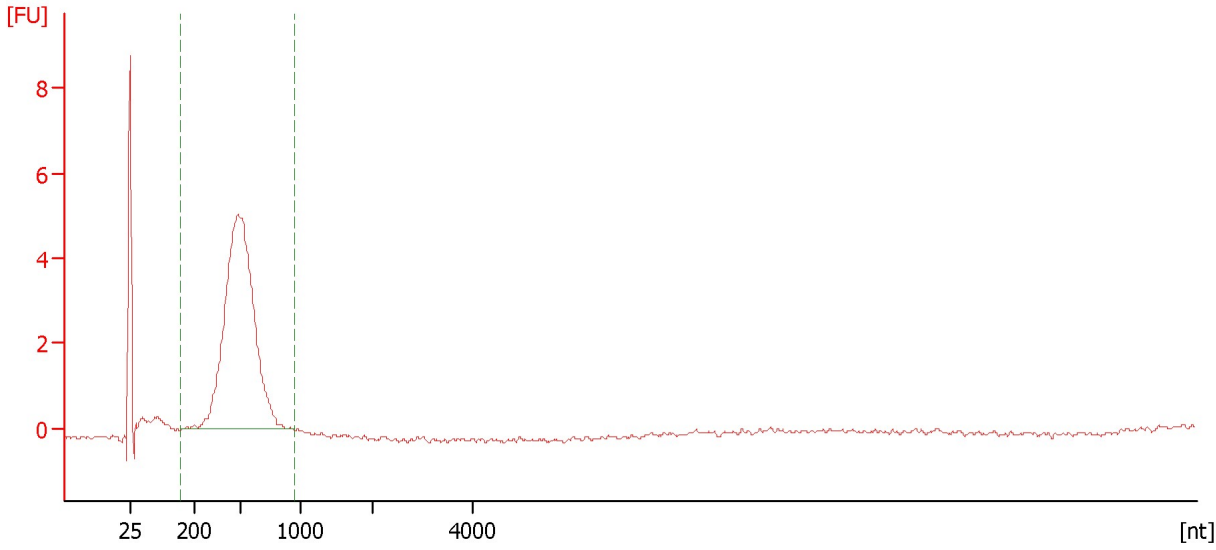
RNA Area: 212.1 RNA Concentration: 1,000 pg/μl

Assay Class: mRNA Pico
Data Path: C:\...30\2100 expert_mRNA Pico_DE72905008_2011-03-30_14-09-35.xad

Created: 3/30/2011 2:09:35 PM
Modified: 3/30/2011 3:02:43 PM

Electropherogram Summary Continued ...

3kb PE Library B. elkani 587



Overall Results for sample 1 : 3kb PE Library B. elkani 587

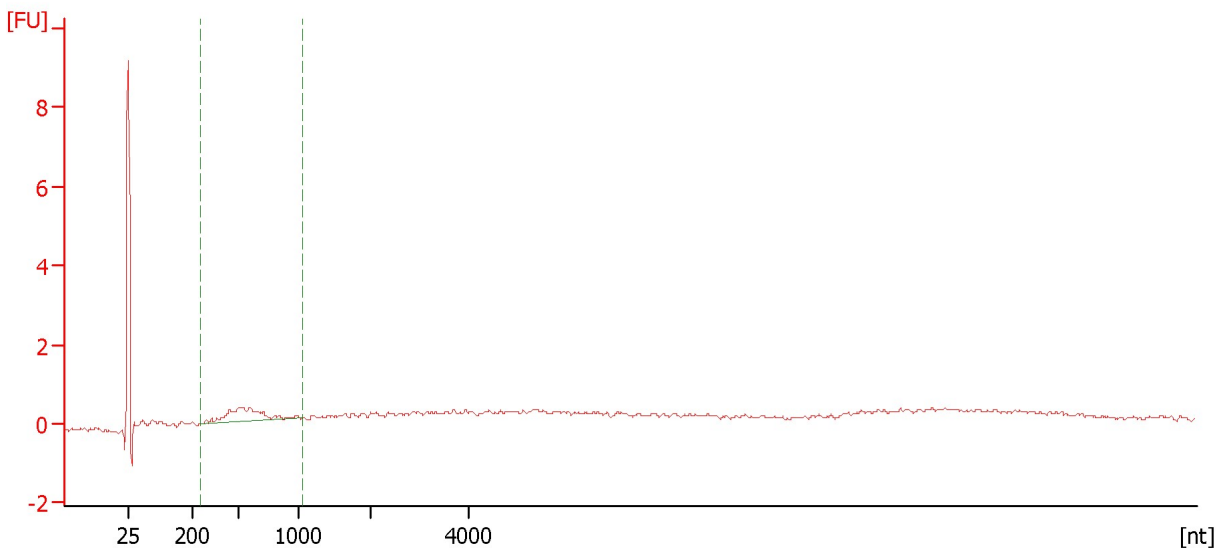
RNA Area: 43.1 rRNA Contamination: 0.0 %
RNA Concentration: 203 pg/μl

Assay Class: mRNA Pico
 Data Path: C:\...30\2100 expert_mRNA Pico_DE72905008_2011-03-30_14-09-35.xad

Created: 3/30/2011 2:09:35 PM
 Modified: 3/30/2011 3:02:43 PM

Electropherogram Summary Continued ...

3kb PE Library B. emersonii



Overall Results for sample 2 : 3kb PE Library B. emersonii

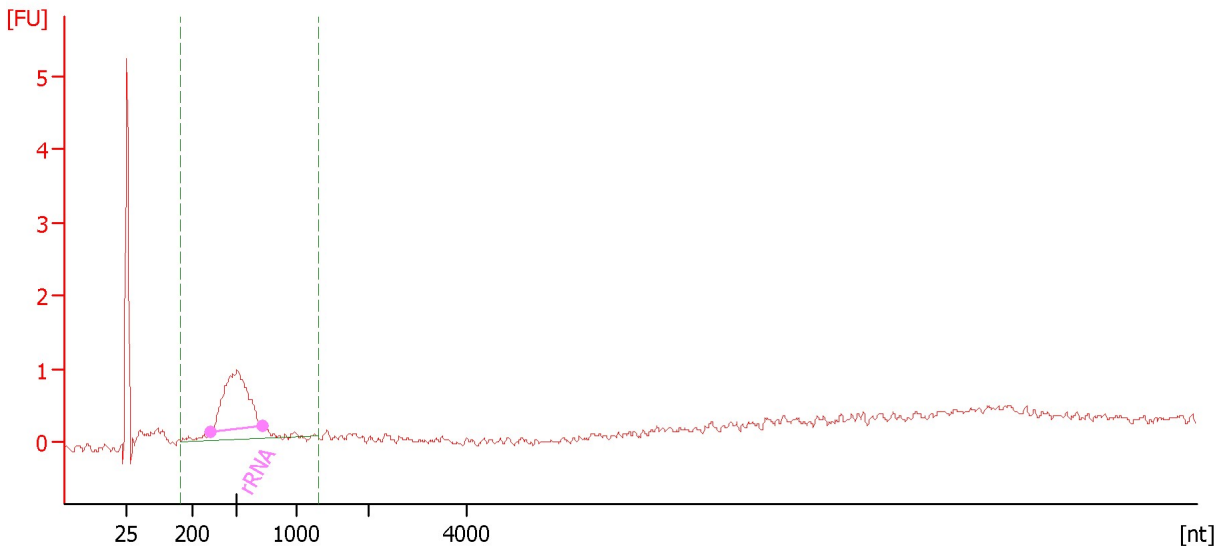
RNA Area: 3.2 rRNA Contamination: 0.0 %
 RNA Concentration: 15 pg/µl

Assay Class: mRNA Pico
Data Path: C:\...30\2100 expert_mRNA Pico_DE72905008_2011-03-30_14-09-35.xad

Created: 3/30/2011 2:09:35 PM
Modified: 3/30/2011 3:02:43 PM

Electropherogram Summary Continued ...

3kb PE Library BR3459a



Overall Results for sample 3 : 3kb PE Library BR3459a

RNA Area: 8.2 rRNA Contamination: 68.3 %
RNA Concentration: 39 pg/μl

Fragment table for sample 3 : 3kb PE Library BR3459a

Name	Start Size [nt]	End Size [nt]	Area	% of total Area
rRNA	321	706	5.6	68.3

Assay Class: mRNA Pico
Data Path: C:\...30\2100 expert_mRNA Pico_DE72905008_2011-03-30_14-09-35.xad

Created: 3/30/2011 2:09:35 PM
Modified: 3/30/2011 3:02:43 PM

Gel Image

