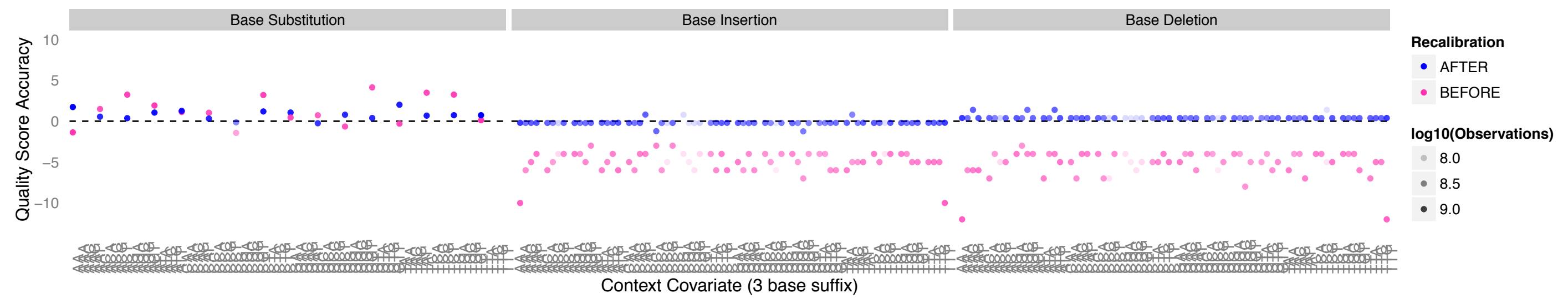
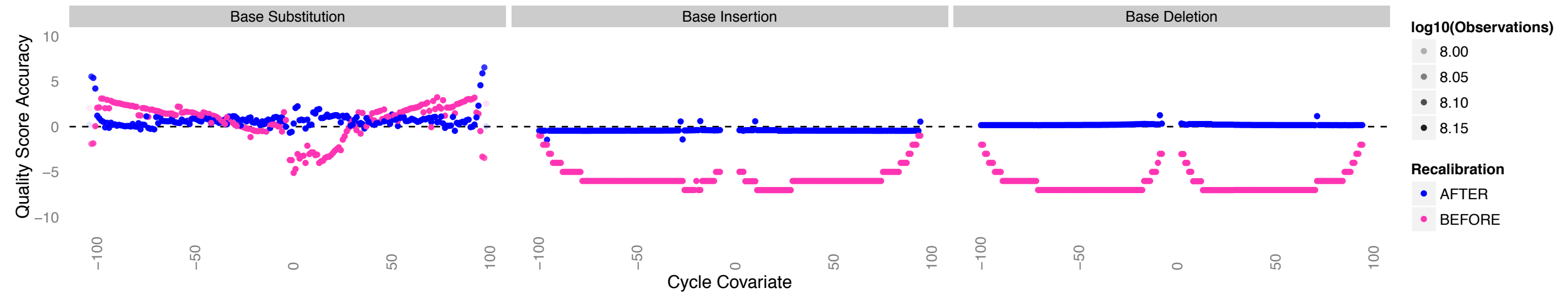
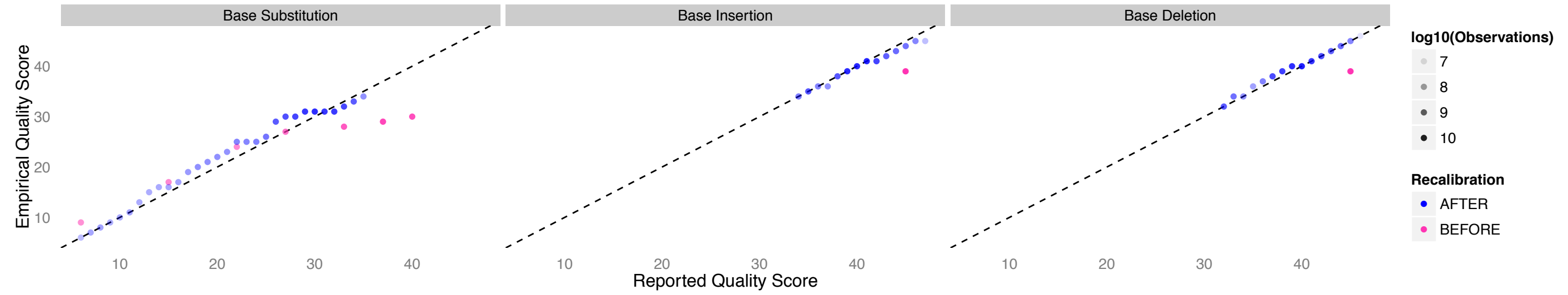
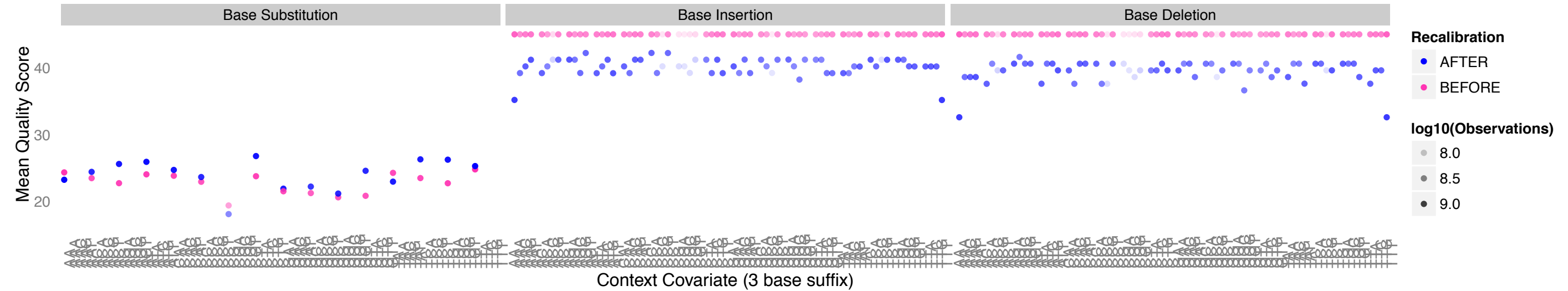
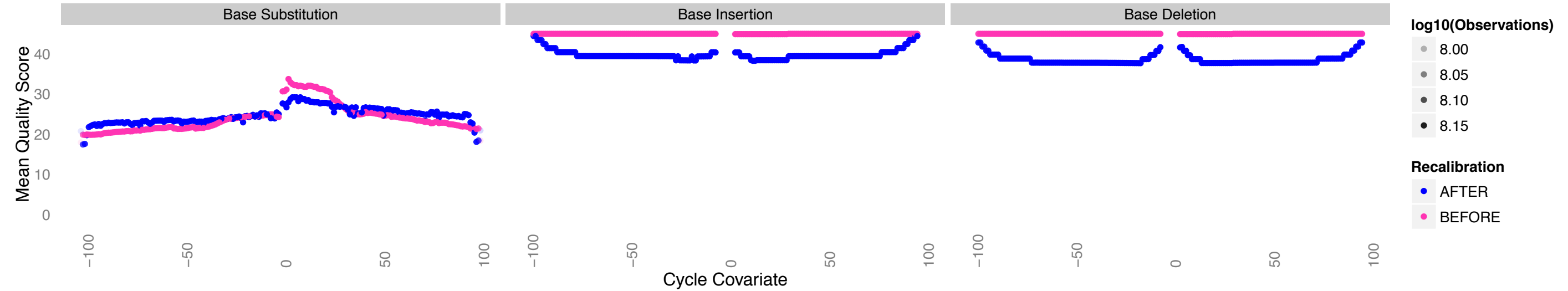
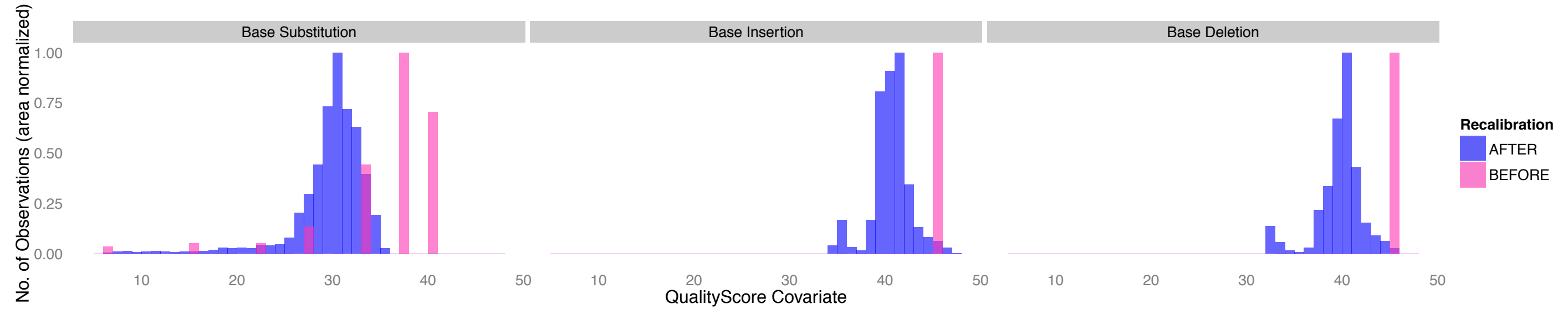


Argument	Value
binary_tag_name	None
covariate	ReadGroup,QualityScore,Context,Cycle
default_platform	None
deletions_default_quality	45
force_platform	None
indels_context_size	3
insertions_default_quality	45
low_quality_tail	2
maximum_cycle_value	500
mismatches_context_size	2
mismatches_default_quality	-1
no_standard_covs	false
quantizing_levels	16
run_without_dbsnp	false
solid_nocall_strategy	THROW_EXCEPTION
solid_recal_mode	SET_Q_ZERO





Overall error rates by event type

ReadGroup	140508_H1A	140508_H1A	140508_H1A
EventType	M	I	D
EmpiricalQuality	24.0	39.0	39.0
EstimatedQReported	23.0	45.0	45.0
Observations	3.02e+10	3.02e+10	3.02e+10
Errors	1.16e+08	3.44e+06	3.88e+06

Error rates by event type and initial quality score

ReadGroup	QualityScore	EventType	EmpiricalQuality	Observations	Errors
140508_H1A	6	M	9	461966569	61530646
140508_H1A	15	M	17	668928766	14036260
140508_H1A	22	M	24	643818679	2468120
140508_H1A	27	M	27	1692275866	3249642
140508_H1A	33	M	28	5505904195	8511650
140508_H1A	37	M	29	12439808913	17464848
140508_H1A	40	M	30	8757639703	9167038
140508_H1A	45	I	39	30170342691	3443408
140508_H1A	45	D	39	30170342691	3880481